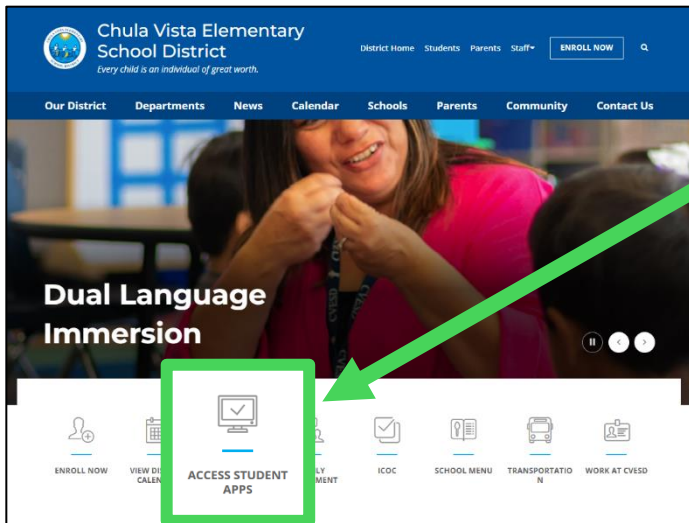


# How Do I Access My Child's Apps at Home?



Google Chrome is the preferred web browser.



4. Go to [www.cvesd.org](http://www.cvesd.org) and scroll down to "ACCESS STUDENT APPS".

## Students

Linewize - Web Filter Login

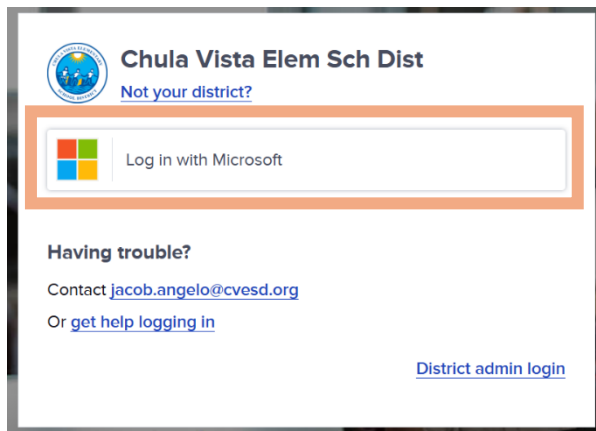
[LOGIN TO LINEWIZE](#)

Some websites and online content may not be available unless you are signed into the District's web content filter (Linewize). This should automatically occur on all District computers. If students are not able to access an approved site, please use the link above to login and report the issue to [District IT](#).

Accessible on Clever

[CLEVER LOGIN](#)

3. Select "CLEVER LOGIN".



1. Select "Log in with Microsoft".

## Grades K-1

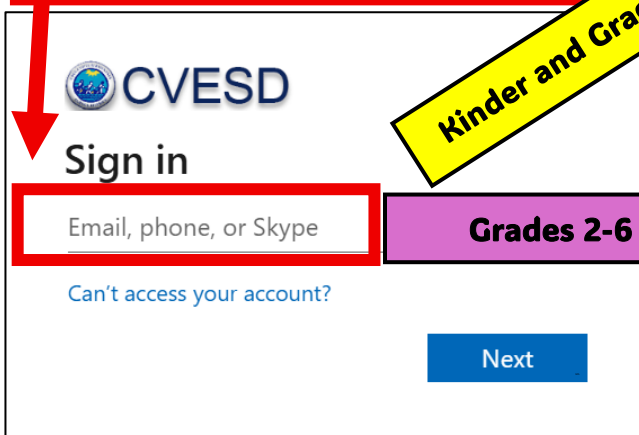
**Username** is your Student ID followed by @live.cvesd.org

**Password** is first and last initial, ID number, and equal sign.

### Example:

123456@live.cvesd.org  
cv123456=

2. Enter student email and password to login.



## Grades 2-6

**Username** is your Student ID followed by @live.cvesd.org

**Password** is uppercase first initial, lowercase last initial, and 8-digit birthday

### Example:

123456@live.cvesd.org  
Cv08192015